

# HOBBLE CREEK ROTATION SYSTEM


Use when all courts in the complex are full and players are waiting to play.

Consists of three paddle lines -- one for each set of four courts.

Waiting players choose which set of courts they want to play on + use the paddle holders for those courts to get in line to play.

Players can play either singles or doubles pickleball.

**ALL PLAYERS MUST FOLLOW THIS ROTATION SYSTEM.**



**clip** = ON DECK PLAYERS

## HOW TO FILL PADDLE HOLDERS

ALL COURTS ARE FULL -- WAITING PLAYERS START FILLING HOLDERS

First four waiting players put their paddles in left open holder + put clip on their holder. As more players come, they place their paddles in the holders to the right + leave clip in place.



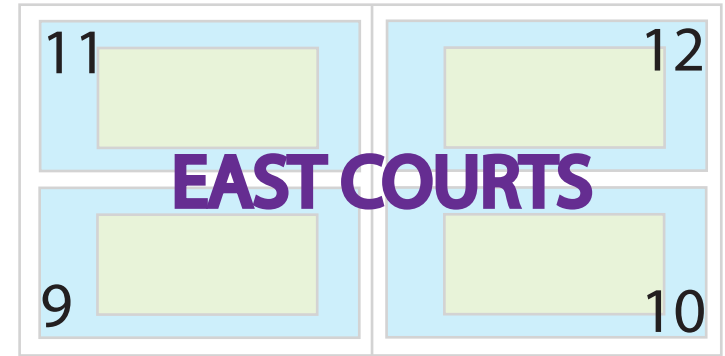
## HOW TO ROTATE PLAYERS ON COURTS

GAME FINISHED -- ALL PLAYERS LEAVE COURT

When games finish at 11 points, all players on that court rotate off. If they want to play more games, they place their paddles in the next available holder.

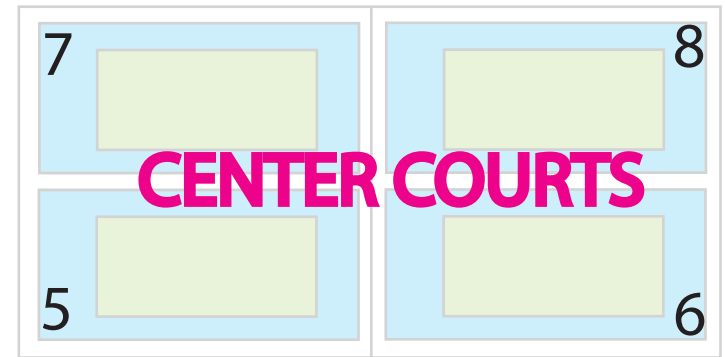
OPEN COURT -- ON DECK PLAYERS MOVE CLIP AND START THEIR GAME

ON DECK players move the clip to the next holder, go to their court and play their game.



## EAST COURTS

EAST COURTS PADDLE HOLDERS  
closest to YMCA building



## CENTER COURTS

CENTER COURTS PADDLE HOLDERS  
middle section



## WEST COURTS CLOSEST TO GRASS FIELDS



## WEST COURTS CHAMPIONSHIP

WEST COURTS PADDLE HOLDERS  
championship + closest to grass fields